

Trip Information

Engine Serial Number :79354153
 Customer Unit Number :0000000000
 Work Order Name :NA

INSITE 7.5.0.234
 Company Name :Cummins
 ECM Image Name :NA

Name	ECM Value	Units
<input type="checkbox"/> ISX - CM871		
<input type="checkbox"/> CM871		
<input type="checkbox"/> All Trips (Cumulative)		
<input type="checkbox"/> Aftertreatment		
<input type="checkbox"/> Aftertreatment SCR Over Temperature Last Occurance	Not Available	
<input type="checkbox"/> Aftertreatment SCR Over Temperature Occurences	Not Available	
<input type="checkbox"/> Maximum Aftertreatment SCR Intake Temperature	Not Available	
<input type="checkbox"/> Maximum Aftertreatment SCR Outlet Temperature	Not Available	
<input type="checkbox"/> Maximum Diesel Particulate Filter Differential Pressure	3.3	InHg
<input type="checkbox"/> Maximum Diesel Particulate Filter Soot Load	Above Normal - Least Severe	
<input type="checkbox"/> Number of Complete Regenerations	3194	
<input type="checkbox"/> Number of Incomplete Regenerations	25	
<input type="checkbox"/> Trip Information Total Diesel Exhaust Fluid Used	Not Available	
<input type="checkbox"/> Distance		
<input type="checkbox"/> Cruise Control Distance	204398.7	mi
<input type="checkbox"/> ECM Distance	612648.9	mi
<input type="checkbox"/> Engine Brake Distance	26258.7	mi
<input type="checkbox"/> Engine Distance	612609.4	mi
<input type="checkbox"/> Gear Down Distance	44736.1	mi
<input type="checkbox"/> Maximum Accelerator Vehicle Speed Distance	117613.8	mi
<input type="checkbox"/> Service Brake Distance	10687.7	mi
<input type="checkbox"/> Top Gear Distance	529856.5	mi
<input type="checkbox"/> Fuel Used		
<input type="checkbox"/> Coast Fuel Used	17046.0	gal
<input type="checkbox"/> Cruise Control Fuel Used	28528.7	gal
<input type="checkbox"/> Drive Fuel Used	99548.9	gal
<input type="checkbox"/> Fuel Consumed for Aftertreatment Injection	1701.2	gal
<input type="checkbox"/> Fuel Used	100958.2	gal
<input type="checkbox"/> Gear Down Fuel Used	9988.8	gal
<input type="checkbox"/> Idle Fuel Used	1165.5	gal
<input type="checkbox"/> Loaded PTO Drive Fuel Used	0.0	gal

Trip Information

Engine Serial Number :79354153
 Customer Unit Number :0000000000
 Work Order Name :NA

INSITE 7.5.0.234
 Company Name :Cummins
 ECM Image Name :NA

Name	ECM Value	Units
Loaded PTO Stationary Fuel Used	0.0	gal
Maximum Accelerator Vehicle Speed Fuel Used	9649.7	gal
PTO Device 1 Total Fuel Used	0	gal
PTO Device 2 Total Fuel Used	0	gal
PTO Device 3 Total Fuel Used	0	gal
PTO Device 4 Total Fuel Used	0	gal
PTO Device 5 Total Fuel Used	0	gal
PTO Device 6 Total Fuel Used	0	gal
PTO Device 7 Total Fuel Used	0	gal
PTO Device 8 Total Fuel Used	0	gal
PTO Drive Fuel Used	0.0	gal
PTO Fuel Used	0.0	gal
Top Gear Fuel Used	75869.0	gal
Gas Used		
Coast Gas Used	Not Available	
Cruise Control Gas Used	Not Available	
Drive Gas Used	Not Available	
Gas Used	Not Available	
Gear Down Gas Used	Not Available	
Idle Gas Used	Not Available	
Loaded PTO Drive Gas Used	Not Available	
Loaded PTO Stationary Gas Used	Not Available	
Maximum Accelerator Vehicle Speed Gas Used	Not Available	
PTO Device 1 Total Gas Used	Not Available	
PTO Device 2 Total Gas Used	Not Available	
PTO Device 3 Total Gas Used	Not Available	
PTO Device 4 Total Gas Used	Not Available	
PTO Device 5 Total Gas Used	Not Available	
PTO Device 6 Total Gas Used	Not Available	
PTO Device 7 Total Gas Used	Not Available	
PTO Device 8 Total Gas Used	Not Available	

Trip Information

Engine Serial Number :79354153
 Customer Unit Number :0000000000
 Work Order Name :NA

INSITE 7.5.0.234
 Company Name :Cummins
 ECM Image Name :NA

Name	ECM Value	Units
PTO Drive Gas Used	Not Available	
PTO Gas Used	Not Available	
Top Gear Gas Used	Not Available	
Multiple PTO		
PTO Speed 1 Device		
PTO Speed 2 Device		
PTO Speed 3 Device		
PTO Speed 4 Device		
PTO Speed 5 Device		
PTO Speed 6 Device		
PTO Speed 7 Device		
PTO Speed 8 Device		
Other		
Average Engine Load	35.5	Percent
Average Engine Speed	1260	RPM
Drive Average Power	156	hp
Engine Brake Activations	282425	
Engine Protection Shutdown Manual Override	0	
Maximum Engine Speed	2190	RPM
Number Of Trip Resets	13	
Time		
Coast Time	2626:13:44	HH:MM:SS
Cruise Control Time	3281:57:27	HH:MM:SS
Drive Time	11668:00:41	HH:MM:SS
ECM Time (Key On Time)	14012:21:57	HH:MM:SS
Engine Brake Time	495:42:23	HH:MM:SS
Engine Run Time	13392:44:21	HH:MM:SS
Full Load Operation Time	1618:23:58	HH:MM:SS
Gear Down Time	1006:01:42	HH:MM:SS
Idle Time	1372:23:39	HH:MM:SS
Loaded PTO Drive Time	0:00:00	HH:MM:SS

Trip Information

Engine Serial Number :79354153
 Customer Unit Number :0000000000
 Work Order Name :NA

INSITE 7.5.0.234
 Company Name :Cummins
 ECM Image Name :NA

Name	ECM Value	Units
Loaded PTO Stationary Time	0:00:00	HH:MM:SS
Maximum Accelerator Vehicle Speed Time	1800:11:38	HH:MM:SS
PTO Device 1 Total Time	0:00	HH:MM
PTO Device 2 Total Time	0:00	HH:MM
PTO Device 3 Total Time	0:00	HH:MM
PTO Device 4 Total Time	0:00	HH:MM
PTO Device 5 Total Time	0:00	HH:MM
PTO Device 6 Total Time	0:00	HH:MM
PTO Device 7 Total Time	0:00	HH:MM
PTO Device 8 Total Time	0:00	HH:MM
PTO Drive Time	0:00:00	HH:MM:SS
Service Brake Time	391:31:49	HH:MM:SS
Top Gear Time	8725:56:21	HH:MM:SS
Total PTO Time	0:00:00	HH:MM:SS
Trip Since Last Reset		
Aftertreatment		
Maximum Diesel Particulate Filter Differential Pressure	3.3	InHg
Maximum Diesel Particulate Filter Soot Load	Above Normal - Least Severe	
Number of Complete Regenerations	1447	
Number of Incomplete Regenerations	0	
Trip Information Aftertreatment Diesel Exhaust Fluid Use	Not Available	
Fuel Used		
Average Fuel Economy	5.8	mpg
Average Fuel Rate	7.9	gph
Fuel Consumed for Aftertreatment Injection	1125.1	gal
Fuel Used	20553.9	gal
Idle Fuel Used	191.0	gal
Loaded PTO Stationary Fuel Used	0.0	gal
PTO Device 1 Trip Fuel Used	0	gal
PTO Device 2 Trip Fuel Used	0	gal
PTO Device 3 Trip Fuel Used	0	gal

Trip Information

Engine Serial Number :79354153
 Customer Unit Number :0000000000
 Work Order Name :NA

INSITE 7.5.0.234
 Company Name :Cummins
 ECM Image Name :NA

Name	ECM Value	Units
PTO Device 4 Trip Fuel Used	0	gal
PTO Device 5 Trip Fuel Used	0	gal
PTO Device 6 Trip Fuel Used	0	gal
PTO Device 7 Trip Fuel Used	0	gal
PTO Device 8 Trip Fuel Used	0	gal
PTO Fuel Used	0.0	gal
Gas Used		
Average Gas Fuel Economy	Not Available	
Average Gas Rate	Not Available	
Gas Used	Not Available	
Idle Gas Used	Not Available	
Loaded PTO Stationary Gas Used	Not Available	
PTO Device 1 Trip Gas Used	Not Available	
PTO Device 2 Trip Gas Used	Not Available	
PTO Device 3 Trip Gas Used	Not Available	
PTO Device 4 Trip Gas Used	Not Available	
PTO Device 5 Trip Gas Used	Not Available	
PTO Device 6 Trip Gas Used	Not Available	
PTO Device 7 Trip Gas Used	Not Available	
PTO Device 8 Trip Gas Used	Not Available	
PTO Gas Used	Not Available	
Multiple PTO		
PTO Speed 1 Device		
PTO Speed 2 Device		
PTO Speed 3 Device		
PTO Speed 4 Device		
PTO Speed 5 Device		
PTO Speed 6 Device		
PTO Speed 7 Device		
PTO Speed 8 Device		
Other		

Trip Information

Engine Serial Number :79354153
 Customer Unit Number :0000000000
 Work Order Name :NA

INSITE 7.5.0.234
 Company Name :Cummins
 ECM Image Name :NA

Name	ECM Value	Units
Average Engine Load	35.5	Percent
Average Engine Speed	1260	RPM
Engine Protection Shutdown Manual Override	0	
Keyswitch Cycles	4627	
Maximum Engine Speed	2144	RPM
Number of Idle Shutdown Overrides	0	
Number of Idle Shutdowns	349	
Time		
ECM Time	2678:59:53	HH:MM:SS
Engine Protection Time Derated	95:50:51	HH:MM:SS
Fan On Time	37:57:55	HH:MM:SS
Fan Time Due To Air Conditioning Pressure Switch	0:01:04	HH:MM:SS
Fan Time Due To Engine Conditions	37:56:51	HH:MM:SS
Fan Time Due To Fan Control Switch	0:00:00	HH:MM:SS
Fan Time Without Vehicle Speed	1:11:00	HH:MM:SS
Full Load Operation Time	320:16:11	HH:MM:SS
Idle Time	235:25:53	HH:MM:SS
Loaded PTO Stationary Time	0:00:00	HH:MM:SS
Percent Trip Time At Idle	9.0	Percent
PTO Device 1 Trip Time	0:00	HH:MM
PTO Device 2 Trip Time	0:00	HH:MM
PTO Device 3 Trip Time	0:00	HH:MM
PTO Device 4 Trip Time	0:00	HH:MM
PTO Device 5 Trip Time	0:00	HH:MM
PTO Device 6 Trip Time	0:00	HH:MM
PTO Device 7 Trip Time	0:00	HH:MM
PTO Device 8 Trip Time	0:00	HH:MM
PTO Time	0:00:00	HH:MM:SS
Time	2595:43:05	HH:MM:SS
Trip Since Last Reset - Drive (Vehicle Speed >0)		
Distance		

Trip Information

Engine Serial Number :79354153
 Customer Unit Number :0000000000
 Work Order Name :NA

INSITE 7.5.0.234
 Company Name :Cummins
 ECM Image Name :NA

Name	ECM Value	Units
Coast Distance	29936.4	mi
Cruise Control Distance	35275.1	mi
Driver Reward 1 Distance	0	mi
Driver Reward 2 Distance	0	mi
Driver Reward 3 Distance	0	mi
Driver Reward 4 Distance	0	mi
ECM Distance	118724.0	mi
Engine Brake Distance	6572.5	mi
Engine Distance	118716.8	mi
Gear Down Distance	9616.5	mi
Loaded PTO Drive Distance	0.0	mi
Maximum Accelerator Vehicle Speed Distance	22442.1	mi
PTO Drive Distance	0.0	mi
Service Brake Distance	2229.5	mi
Top Gear Distance	101400.7	mi
Trip Drive Distance	118716.8	mi
Vehicle Overspeed 1 Distance	314.7	mi
Vehicle Overspeed 2 Distance	0.6	mi
Fuel Used		
Coast Fuel Used	3125.4	gal
Cruise Control Fuel Used	5044.1	gal
Drive Average Fuel Economy	5.8	mpg
Drive Fuel Used	20310.7	gal
Driver Reward 1 Fuel Used	0	gal
Driver Reward 2 Fuel Used	0	gal
Driver Reward 3 Fuel Used	0	gal
Driver Reward 4 Fuel Used	0	gal
Gear Down Fuel Used	2150.6	gal
Loaded PTO Drive Fuel Used	0.0	gal
Maximum Accelerator Vehicle Speed Fuel Used	1968.4	gal
PTO Drive Fuel Used	0.0	gal

Trip Information

Engine Serial Number :79354153
 Customer Unit Number :0000000000
 Work Order Name :NA




















INSITE 7.5.0.234
 Company Name :Cummins
 ECM Image Name :NA

Name	ECM Value	Units
Top Gear Fuel Used	14860.1	gal
Vehicle Overspeed 1 Fuel Used	13.2	gal
Vehicle Overspeed 2 Fuel Used	0.0	gal
Gas Used		
Coast Gas Used	Not Available	
Cruise Control Gas Used	Not Available	
Drive Average Gas Fuel Economy	Not Available	
Drive Gas Used	Not Available	
Driver Reward 1 Gas Used	Not Available	
Driver Reward 2 Gas Used	Not Available	
Driver Reward 3 Gas Used	Not Available	
Driver Reward 4 Gas Used	Not Available	
Gear Down Gas Used	Not Available	
Loaded PTO Drive Gas Used	Not Available	
Maximum Accelerator Vehicle Speed Gas Used	Not Available	
PTO Drive Gas Used	Not Available	
Top Gear Gas Used	Not Available	
Vehicle Overspeed 1 Gas Used	Not Available	
Vehicle Overspeed 2 Gas Used	Not Available	
Other		
Average Vehicle Speed	46	mph
Drive Average Engine Speed	1346	RPM
Drive Average Load	39.5	Percent
Drive Average Power	156	hp
Engine Brake Activations	65139	
Engine Brakes Percent Time	4.7	Percent
Maximum Accelerator Vehicle Speed	65	mph
Maximum Vehicle Speed	76	mph
Number of Sudden Decelerations	3	
Out of Gear Coasts	0	
Service Brake Actuations	67068	

Trip Information

Engine Serial Number :79354153
 Customer Unit Number :0000000000
 Work Order Name :NA

INSITE 7.5.0.234
 Company Name :Cummins
 ECM Image Name :NA

Name	ECM Value	Units
 Time		
 Coast Time	512:41:46	HH:MM:SS
 Cruise Control Time	564:38:50	HH:MM:SS
 Drive Time	2284:08:27	HH:MM:SS
 Driver Reward 1 Time	0:00:00	HH:MM:SS
 Driver Reward 2 Time	0:00:00	HH:MM:SS
 Driver Reward 3 Time	0:00:00	HH:MM:SS
 Driver Reward 4 Time	0:00:00	HH:MM:SS
 Engine Brake Time	123:35:47	HH:MM:SS
 Fan Time With Vehicle Speed	36:46:54	HH:MM:SS
 Gear Down Time	216:22:34	HH:MM:SS
 Loaded PTO Drive Time	0:00:00	HH:MM:SS
 Maximum Accelerator Vehicle Speed Time	343:21:37	HH:MM:SS
 Out of Gear Coast Time	7:26:39	HH:MM:SS
 PTO Drive Time	0:00:00	HH:MM:SS
 Service Brake Time	81:32:35	HH:MM:SS
 Top Gear Time	1672:36:59	HH:MM:SS
 Vehicle Overspeed 1 Time	4:25:32	HH:MM:SS
 Vehicle Overspeed 2 Time	0:00:29	HH:MM:SS